

# 4D

Roller  
Garage Doors  
NovaTaur®



*Features*

Boost your security by choosing the strength and style of a highly innovative NovaTaur® Door System. Our leading-edge NovaTaur® commercial roller doors are ideal for your shopfront, warehouse or storage facility and will enhance the value and security of your business.

## AUSTRALIAN DESIGNED AND MANUFACTURED

### The NovaTaur® Commercial Range


NovaTaur® - the newest commercial roller door on the market - is the complete package. First, the NovaTaur® roller door is designed to be super strong with a deep profile and thick curtain (0.55 mm) to ensure the ultimate rigid curtain. Then, we use the largest range of springs so you have the best-balanced door available. Doors are also customised to suit your requirements and tested for 25,000 cycles. The result? Unbeatable durability, reliability and peace of mind.





## Door innovation that's Taurean strong – and then some

The NovaTaur® Commercial Roller Door doesn't compromise. A heavy-duty bottom rail, the deepest profile in Australia and a specially designed drum wheel ensure each door is designed to withstand many years of operation. In addition, the bottom rail wheel allows the door to run even more smoothly. Apart from ensuring longer door life, a smoother, better running door also means the opener delivers the ultimate in performance.

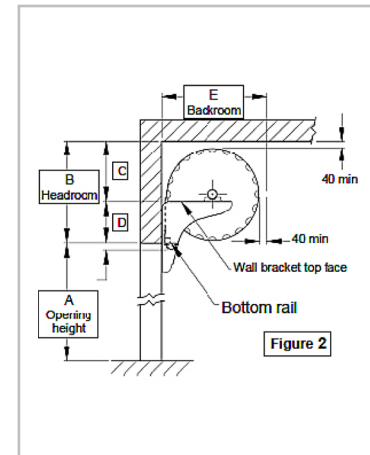


### Exclusive to Taurean® Door Systems. The safest operating guides.

TauraEdge® safety guides are designed with a rolled edge that runs the length of the track. This makes it so safe it's almost impossible to cut yourself on it. Safety and Strength NovaTaur® roller door leads the way with a deep roller door profile (21mm), coupled with the TauraEdge® safety guide to give you the ultimate in roller door safety and strength.

Patent No. 2015101228

NovaTaur®	Residential	Commercial
Curtain Thickness	0.40mm	0.55mm
Profile	21mm	21mm
Tracks	TauraEdge®	TauraEdge®
Install Box	AA	B
Maximum Height	2,500mm	5,100mm
Spring Cycles	25,000	25,000
Drumwheel	Steel	Steel
Warranty	2 years	2 years



## COMMERCIAL

	MIN MOUNTING ROOM (mm)			
A	B	C	D	E
2500	485	290	195	500
3100	520	310	210	540
3400	520	310	210	540
4300	555	330	225	575
5100	585	345	240	610

## RESIDENTIAL

	MIN MOUNTING ROOM (mm)			
A	B	C	D	E
2500	485	290	195	500



12 month warranty on steel cracking, lock seam failure of the door curtain and all other door items. Excluded from the warranty is salt corrosion or any damage to the door curtain from any environmental conditions or issues. For more details please refer to the Taurean® Door Systems website at [www.taureands.com.au](http://www.taureands.com.au)






Roller  
Garage Doors

*Colour  
& Finishes*

## IT'S ALL ABOUT COLOUR LASTING, VIBRANT COLOUR

### Classic Finish



### Colorbond

- 1 Surfmist®
- 2 Evening Haze®
- 3 Dune®
- 4 Paperbark®
- 5 Classic Cream™
- 6 Shale Grey™
- 7 Windspray®
- 8 Gully®
- 9 Jasper®
- 10 Wallaby®
- 11 Basalt®
- 12 Woodland Grey®
- 13 Monument®
- 14 Night Sky®
- 15 Ironstone®
- 16 Deep Ocean®
- 17 Cottage Green®
- 18 Pale Eucalypt®
- 19 Manor Red®

Product finishes and colours will vary due to the printing process and technology screen settings for digital viewing. These representations are not an exact match to actual product.  
For Colorbond and Timber colours, using these CMYK references is entirely your choice, and accuracy should be checked, before you commit to use them. The colours and surface finishes shown are subject to the limitations of the printing process and cannot be regarded as binding.